

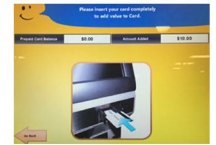

# Kiosk Instructions

## Kilen kojberbal Kiosk

## HOW TO SET UP AN ACCOUNT

Wawein kilen am koman am account

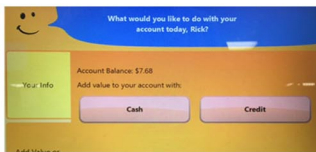
- 1 Scan your market card and enter name and email  
Jikããn e kaat in market eo im likit etam im email eo am.
- 2 Select if you want to receive receipts and special offers  
Kalet ne koj konaan am rejijt ak kadelel ko jet
- 3 Add value to your account with cash or credit card  
Kadelan jonan eo koj konaan likiti jããn ak credit kaat



## HOW TO FUND AN ACCOUNT

Wawein kilen am kanne koban account eo am

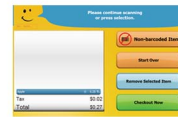
- 1 Access "Your Account" via market card/fingerprint  
Drelane account eo am via Market kaat eo/anañ in addin peium
- 2 Add money to your account with cash or credit card  
Kadrelan waran jaan eo koj konaan likiti jããn ak credit kaat



## HOW TO CHECKOUT

Wawein kilen am driwoj

- 1 Scan your item(s)  
Scan e konaan eo am
  - 2 Once you have scanned all of your items review your order  
Elane ededelak am scan e aolepen kalet/aikuj ko am  
Click on "Checkout Now"  
ibide "checkout now"
  - 3 Click on "Prepaid Card"  
Jibide "Prepaid card" AK Insert or swipe your credit card  
kadrelan ak juwaip i credit kaat eo am
  - 4 Scan your market card or your finger  
Scan e market kaat eo ak anañin peium.
- Finalize your transaction and you should see the yellow "Thank You" screen  
Kadedelak am kadriwoj im konaaj lo kalar yellow "Thank you" ilo screen ne

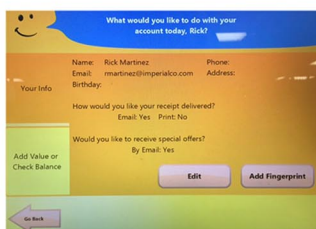
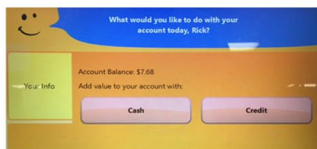


## HOW TO SET UP FINGERPRINT (OPTIONAL)

Wawein kilen am koman anañin Peium

(OPTIONAL)  
Am bebe/kalet

- 1 Click on "Your Account"  
Jibedi Account eo am
- 2 Scan your market card or employee badge (if enabled)  
Scan e kaat in market eo ak baaj in jberbal eo am (ne ej jberbal wot)
- 3 Click on "Your Info"  
Jibide "Your Info"
- 4 Click "Add Fingerprint" and follow instructions  
Jibide "Add Fingerprint" im loor kamelele ko.



## ALTERNATE ITEM CHECKOUT

Men ko jet non kadriwoj

- 1 Click on "Start"  
Jibedi "Start"
  - 2 Press Produce/  
No Barcode button  
Jibedi Produce/ No Barcode  
battin eo
  - 3 Use search bar to type  
full item barcode + Enter,  
or choose item(s) from  
predetermined list
- Kojberbal search bar eo im type i barcode + kadelan, ak kalet ta eo koj aikuji jen list in ekalele eo.

